

RURAL MUNICIPALITY OF LAC DU BONNET

TAX LEVY BY-LAW No. 01-26

BEING a by-law of the Rural Municipality of Lac du Bonnet to establish and provide for the 2026 Tax Levy.

WHEREAS Section 304 (1) of the Municipal Act, L.M. 1996, c.58 provided as follows:

“No later than May 15 of each year, after adopting its operating budget for the year, a council must by by-law:

- a) set a rate or rates of tax sufficient to raise
 - i) the revenue to be raised by property taxes as set out in the operating budget, and
 - ii) the revenue to be raised in the year to pay for a local improvement or special service and to pay the requisitions payable by the municipality.

- b) impose taxes
 - i) in accordance with the tax rate or rates set under clause (a) on the portioned value of each assessable property in the municipality that is liable under The Municipal Assessment Act to that tax, and
 - ii) here the tax is in respect of a local improvement or special service, in accordance with the local improvement or special services by-law; and

- c) set a due date for payment of the taxes.”

AND WHEREAS the Rural Municipality of Lac du Bonnet has made estimates of all sums required for the lawful purposes of the corporation for the year **2026**;

AND WHEREAS it is necessary by by-law or by-laws to levy a rate or rates of so much on the dollar upon the assessed value of all ratable property liable therefore in the Municipality as the Council deems sufficient to raise the sums required for the lawful purpose of the corporation as shown by the said estimates;

AND WHEREAS the assessed value of the whole ratable property within the rural Municipality of Lac du Bonnet according to the last revised assessment roll is **\$597,275,680**;

AND WHEREAS it is deemed necessary to fix the rates of taxation for the purposes aforesaid and the time for the payment of all rates and taxes so fixed and levied;

NOW THEREFORE the Council of the Rural Municipality of Lac du Bonnet in session assembled enact as follows:

1. **THAT** the estimates of the Rural Municipality of Lac du Bonnet of all sums required for the lawful purposes of the Corporation for the year of 2026 as set forth in **Schedule “A”** hereto attached and identified by the signature of the Head of Council and the Chief Administrative Officer is hereby approved.

2. **THAT** the following respective rates of so much per one thousand dollars of assessment be and hereby are levied for the year 2026 upon the assessed value of all the ratable property in the Municipality respectively liable therefore according to the last revised assessment roll of assessable property of the corporation, which said rates, assessed values and sums required are set out in **Schedule “A”**:
 - a) A mill rate of 7.411 on all other assessed property to raise the required amount for the Public Schools Finance Board, plus an allowance for tax asset.

 - b) A mill rate of 12.780 on all assessed property to raise the required amount for the Sunrise School Division, plus an allowance for tax asset.

RURAL MUNICIPALITY OF LAC DU BONNET

TAX LEVY

BY-LAW No. 01-26


- f) A mill rate of 0.335 be assessed on all ratable property to raise the required amount for the Office Reserve fund plus an allowance for tax asset.
- g) A mill rate of 0.168 be assessed on all ratable property to raise the required amount for the Recreation Reserve fund plus an allowance for tax asset.
- h) A mill rate of 0.126 be assessed on all ratable property to raise the required amount for the Economic Development Reserve fund plus an allowance for tax asset.
- i) A mill rate of 0.252 be assessed on all ratable property to raise the required amount for the Airport Reserve fund plus an allowance for tax asset.
- j) A mill rate of 0.051 be assessed on all ratable property to raise the required amount for the Capital Development Reserve fund plus an allowance for tax asset.
- k) A mill rate of 8.506 be on the dollar, made up of the rate or rates be and is hereby levied for the year 2026 upon the assessed value of all property in the municipality liable therefore according to the last revised assessment rolls of general and personal property thereof, to provide controllable purposes of the corporation, namely:

General Government Services
Transportation Services
Protective Services,
Environmental Services and Public Health & Welfare Services
Economic Development Services
Recreation and Cultural Services
Fiscal Services

And for an allowance for tax assets as set out in Schedule "A"

- 3. **THAT** all taxes and rates imposed and levied in the Rural Municipality of Lac du Bonnet for the year 2026 shall be deemed to have been imposed and to be due and payable on the 11th day of September 2026.
- 4. **THAT** all taxes and rates imposed and unpaid for the year 2026 following the date set for payment shall be subject to a penalty beginning October 1, 2026 of 1.25 % percent per month.

DONE, PASSED AND ENACTED by Council duly assembled in the Council Chambers of the Rural Municipality of Lac du Bonnet, in the Province of Manitoba, this 15th day of April 2026.



Loren Schinkel
Reeve



Deanne Duke
Chief Administrative Officer

Schedule "A" of BYLAW 01-26

**Rural Municipality of Lac du Bonnet
FOR THE YEAR 2026**

		Attached	Not Applicable
Page 1	General Operating Fund - Budgeted Revenue and Expenditure	<input checked="" type="checkbox"/>	<input type="checkbox"/>
Page 2	General Operating Fund - Budgeted Revenue	<input checked="" type="checkbox"/>	<input type="checkbox"/>
Page 3	General Operating Fund - Budgeted Expenditure	<input checked="" type="checkbox"/>	<input type="checkbox"/>
Page 4	General Operating Fund - Budgeted Expenditure	<input checked="" type="checkbox"/>	<input type="checkbox"/>
Page 5	General Operating Fund - Budgeted Expenditure	<input checked="" type="checkbox"/>	<input type="checkbox"/>
Page 6	Utility Operating Fund - Budgeted Revenue and Expenditure	<input checked="" type="checkbox"/>	<input type="checkbox"/>
	Utility Of	<input type="checkbox"/>	<input type="checkbox"/>
	Utility of	<input type="checkbox"/>	<input type="checkbox"/>
	Utility of	<input type="checkbox"/>	<input type="checkbox"/>
		<input type="checkbox"/>	<input type="checkbox"/>
Page 7	Local Urban District - Budgeted Revenue and Expenditure		
	L.U.D. of _____	<input type="checkbox"/>	<input checked="" type="checkbox"/>
	L.U.D. of _____	<input type="checkbox"/>	<input checked="" type="checkbox"/>
	L.U.D. of _____	<input type="checkbox"/>	<input checked="" type="checkbox"/>
	L.U.D. of _____	<input type="checkbox"/>	<input checked="" type="checkbox"/>
Page 8	Calculation of Tax Levies	<input checked="" type="checkbox"/>	<input type="checkbox"/>
Page 9	Sundry Revenue and Expenditure Analyses	<input checked="" type="checkbox"/>	<input type="checkbox"/>
Page 10	Rural Area and General Municipal Requirements	<input checked="" type="checkbox"/>	<input type="checkbox"/>
Page 11	General Operating Fund - Debenture Debt Charges	<input type="checkbox"/>	<input checked="" type="checkbox"/>
Page 12	Utility Operating Fund - Debenture Debt Charges	<input checked="" type="checkbox"/>	<input type="checkbox"/>
Page 13	Capital Estimates (Current Year)	<input checked="" type="checkbox"/>	<input type="checkbox"/>
Page 14	Capital Expenditure Program (Subsequent Five Years)	<input checked="" type="checkbox"/>	<input type="checkbox"/>

**Rural Municipality of Lac du Bonnet
For the Year 2026**

REVENUE


	2025 LAST YEAR BUDGETED	2025 LAST YEAR ACTUAL	2026 THIS YEAR BUDGETED	2027 NEXT YEAR BUDGETED
Tax Levy - Page 8 (includes school taxes)	\$ 12,009,651.96	\$ 12,040,014.59	\$ 12,746,802.23	\$ 12,746,802.23
Grants in Lieu of Taxes - Pages 8	\$ 1,279,323.18	\$ 1,279,322.59	\$ 1,337,264.15	\$ 1,337,264.15
Sub-Total	\$ 11,558,801.19	\$ 13,319,337.18	\$ 14,084,066.38	\$ 14,084,066.38
Requisitions - Page 8	\$ 7,529,106.00	\$ 7,529,106.00	\$ 8,154,151.00	\$ 8,154,151.00
Net Municipal Taxes & Grants-In-Lieu of Taxes	\$ 5,759,869.14	\$ 5,790,231.18	\$ 5,929,915.38	\$ 5,929,915.38
Other Revenue - Page 2	\$ 2,368,737.21	\$ 2,449,627.51	\$ 2,838,390.64	\$ 2,838,390.64
Transfers From Reserves / Surplus- Page 2	\$ 803,583.20	\$ 634,572.54	\$ 931,923.35	\$ 931,923.35
Total Revenue	\$ 8,932,189.55	\$ 8,874,431.23	\$ 9,700,229.37	\$ 9,700,229.37

EXPENDITURES

	LAST YEAR BUDGETED	LAST YEAR ACTUAL	THIS YEAR BUDGETED	NEXT YEAR BUDGETED
General Government Services	\$ 1,729,511.75	\$ 1,593,881.05	\$ 1,937,714.09	\$ 1,937,714.09
Protective Services	\$ 641,107.58	\$ 559,170.36	\$ 669,321.95	\$ 669,321.95
Transportation Services	\$ 3,031,328.95	\$ 3,214,463.09	\$ 3,013,897.64	\$ 3,013,897.64
Environmental Health Services	\$ 756,628.50	\$ 735,887.59	\$ 802,174.40	\$ 802,174.40
Public Health and Welfare Services	\$ 25,208.87	\$ 13,518.88	\$ 38,596.23	\$ 38,596.23
Environmental Development Services	\$ 435,261.15	\$ 344,411.72	\$ 347,635.42	\$ 347,635.42
Economic Development Services	\$ 422,989.37	\$ 328,753.28	\$ 1,020,511.38	\$ 1,020,511.38
Recreation and Cultural Services	\$ 500,549.59	\$ 244,285.17	\$ 442,118.28	\$ 442,118.28
Fiscal Services	\$ 301,315.08	\$ 199,899.37	\$ 273,565.49	\$ 273,565.49
Transfers - Deferred Surplus - Page 9 - Reserves (Levy) Page 5	\$ 1,086,388.00	\$ 1,625,395.02	\$ 1,151,388.00	\$ 1,151,388.00
Total Basic Expenditure	\$ 8,930,288.84	\$ 8,859,665.53	\$ 9,696,922.88	\$ 9,696,922.88
Allow For Tax Assets - Page 8	\$ 1,900.71	\$ 1,900.71	\$ 3,306.49	\$ 3,306.49
Total Expenditure	\$ 8,932,189.55	\$ 8,861,566.24	\$ 9,700,229.37	\$ 9,700,229.37
Net Operating Surplus (Deficit)	\$ -	\$ 12,864.99	\$ -	\$ -

Adopted by Resolution of Council
2026 0157

Approved



Department Use Only

**Rural Municipality of Lac du Bonnet
For the Year 2026**

		2025	2025	2026	2027
		Last Year	Last Year	This Year	Next Year
		Budgeted	Actual	Budgeted	Budgeted
Other Revenue					
Taxes Added (Supplementary)		\$ 150,000.00	\$ 53,554.72	\$ 124,500.00	\$ 124,500.00
Licences	- Animal, Lottery Fees and Other	\$ 500.00	\$ 540.00	\$ 500.00	\$ 500.00
Permits	- Building	\$ 25,500.00	\$ 117,047.88	\$ 125,000.00	\$ 125,000.00
	- Other	\$ -	\$ 52,700.00	\$ 10,000.00	\$ 10,000.00
Fines		\$ -	\$ -	\$ -	\$ -
Sales of Services	- General Government Services	\$ 18,250.00	\$ 17,800.85	\$ 17,750.00	\$ 17,750.00
	- Protective Services	\$ 53,676.14	\$ 138,955.05	\$ 166,714.74	\$ 166,714.74
	- Transportation Services	\$ 120,894.13	\$ 152,195.65	\$ 145,400.00	\$ 145,400.00
	- Environmental Health	\$ 143,000.00	\$ 151,276.77	\$ 68,268.54	\$ 68,268.54
	- Public Health and Welfare	\$ -		\$ -	\$ -
	- Planning & Development Services	\$ 175,800.00	\$22,323.00	\$ 16,500.00	\$ 16,500.00
	- Economic Development Services				\$ -
	- Recreational & Cultural Services	\$ 10,000.00	\$ 9,493.91	\$ -	\$ -
	- Other - Town Utility Recoveries		\$ -	\$ -	\$ -
Sale of Goods		\$ 100,000.00	\$ 149,259.39	\$ -	\$ -
Rentals		\$ 16,912.00	\$ 17,536.00	\$ 17,536.00	\$ 17,536.00
Trailer Park		\$ 193,600.00	\$ 196,000.00	\$ 196,000.00	\$ 196,000.00
Returns from Investments		\$ 50,000.00	\$ 41,356.88	\$ 50,000.00	\$ 50,000.00
Tax & Redemption Penalties		\$ 85,150.00	\$ 86,131.22	\$ 85,150.00	\$ 85,150.00
Development/Dedication Fees		\$ 12,000.00	\$ 7,201.72	\$ 10,000.00	\$ 10,000.00
Other Income (Miscellaneous)		\$ 102,882.00	\$ 104,431.25	\$ 72,300.00	\$ 72,300.00
Concessions and Franchises					
Unconditional Grants	-Unconditional Grant (Hydro)	\$ 83,050.18	\$ 83,050.18	\$ 83,050.18	\$ 83,050.18
	- Municipal Operating Grant	\$ 454,726.33	\$ 491,093.56	\$ 500,915.43	\$ 500,915.43
Conditional Grants					
	- Provincial (Page 9)	\$ 49,705.59	\$ 351,291.48	\$ 47,609.13	\$ 47,609.13
	- Canada Community-Building Fund	\$ 206,388.00	\$ 206,388.00	\$ 206,388.00	\$ 206,388.00
	-Other Grants (Recreation)	\$ 153,829.50		\$ -	\$ -
	- DFA Claim	\$ 66,429.97		\$ 500,000.00	\$ 500,000.00
	- Developer's Agreement				
	-Other Grants (Prov)	\$ 96,443.37	\$ -	\$394,808.62	\$ 394,808.62
	-Utility				
Total Other Revenue - Page 1		\$ 2,368,737.21	\$ 2,449,627.51	\$ 2,838,390.64	\$ 2,838,390.64
Transfer from					
	Accumulated Surplus	\$ 300,000.00	\$ 300,000.00	\$ -	\$ -
	Reserves (Non-Capital Purchases)	\$ 503,583.20	\$ 334,572.54	\$ 931,923.35	\$ 931,923.35
	Reserves (Capital Purchases - Page 13)				\$ -
Total Transfers - Page 1		\$ 803,583.20	\$ 634,572.54	\$ 931,923.35	\$ 931,923.35

Rural Municipality of Lac du Bonnet
For the Year 2026

		2025	2025	2026	2027
		Last Year	Last Year	This Year	Next Year
		Budgeted	Actual	Budgeted	Budgeted
GENERAL GOVERNMENT SERVICES					
1100-04	Legislative	\$ 150,153.16	\$ 168,437.80	\$ 172,084.20	\$ 172,084.20
	General administrative				
1200-05	Clerk and staff	\$ 767,683.90	\$ 692,606.19	\$ 765,147.53	\$ 765,147.53
1212-15	Office	\$ 361,725.00	\$ 293,408.44	\$ 494,975.00	\$ 494,975.00
1216	Legal	\$ 115,000.00	\$ 105,057.70	\$ 115,000.00	\$ 115,000.00
1217	Audit	\$ 20,644.31	\$ 20,644.31	\$ 21,263.64	\$ 21,263.64
1218	Assessment	\$ 107,351.00	\$ 109,211.00	\$ 109,498.02	\$ 109,498.02
1219	Land Purchase				
1240	Taxation	\$ 22,000.00	\$ 22,558.68	\$ 24,000.00	\$ 24,000.00
1310	Elections	\$ -	\$ -	\$ 28,100.00	\$ 28,100.00
1320-24	Conventions	\$ 38,900.63	\$ 22,088.05	\$ 27,550.00	\$ 27,550.00
1330	Damage claims and liability insurance	\$ 40,000.00	\$ 47,969.78	\$ 50,000.00	\$ 50,000.00
1340	Intergovernmental relations	\$ 31,300.00	\$ 45,336.97	\$ 33,300.00	\$ 33,300.00
1350	Grants	\$ 56,753.75	\$ 53,113.77	\$ 45,413.00	\$ 45,413.00
1380	Other General government-sundry	\$ 18,000.00	\$ 13,448.36	\$ 51,382.70	\$ 51,382.70
	Consulting/Mapping Services	\$ -		\$ -	\$ -
	Staff Training Expenses	\$ -		\$ -	\$ -
	Advertising	\$ -	\$ -	\$ -	\$ -
1370	Amortization				
1372	Interest on Long Term Debt				
1375	Bad Debt Expense				
SUB-TOTAL GENERAL GOVERNMENT SERVICES - To Page 1		\$ 1,729,511.75	\$ 1,593,881.05	\$ 1,937,714.09	\$ 1,937,714.09
1991	Recoveries (deduct)-utility	\$ -		\$ -	
1992	Other Departments	\$ -	()	0.00	
TOTAL GENERAL GOVERNMENT SERVICES - TO PAGE 1		\$ 1,729,511.75	\$ 1,593,881.05	\$ 1,937,714.09	\$ 1,937,714.09
PROTECTIVE SERVICES					
2100	Police				
2400-04	Fire	\$ 298,815.98	\$ 322,113.33	\$ 298,235.00	\$ 298,235.00
	Emergency measures				
2500	Emergency Measures	\$ 148,083.71	\$ 47,528.26	\$ 155,411.46	\$ 155,411.46
	Flood/Emergency	\$ -		\$ -	\$ -
2540	Handi-van	\$ 3,500.00	\$ 3,500.00	\$ 13,500.00	\$ 13,500.00
2550	Other - 911	\$ 17,921.89	\$ 17,921.89	\$ 18,634.49	\$ 18,634.49
	Building inspection/Compliance				
	Plumbing/Electrical inspections				
	Trailer Count Fee	\$ -	\$ -	\$ -	\$ -
2650	By-Law Enforcement	\$ 171,286.00	\$ 168,106.88	\$ 177,541.00	\$ 177,541.00
2660	Civic Addressing	\$ 1,500.00	\$ -	\$ 6,000.00	\$ 6,000.00
2670	Amortization				
2672	Interest on Long Term Debt				
2675	Bad Debt Expense - Fire Truck		\$ -	\$ -	
TOTAL PROTECTIVE SERVICES - TO PAGE 1		\$ 641,107.58	\$ 559,170.36	\$ 669,321.95	\$ 669,321.95
TRANSPORTATION SERVICES					
Road Transport					
3220	Engineering	\$ 22,000.00	\$ 10,905.00	\$ 24,000.00	\$ 24,000.00
	Road and Streets				
	Unallocated costs - Equipment Operators`				

Rural Municipality of Lac du Bonnet
For the year 2026

Transportation services sub-total forward from page 3

		2025 Last Year Budgeted	2025 Last Year Actual	2026 This Year Budgeted	2027 Next Year Budgeted
Transportation services sub-total forward from page 3		\$ 2,479,245.23	\$ 1,908,971.76	\$ 2,433,997.64	\$ 2,433,997.64
3290	Road Construction - Contracts /Gravel	\$ 413,683.72	\$ 374,746.65	\$ 425,000.00	\$ 425,000.00
3290	- Limestone / Granite	\$ 10,000.00	\$ 9,423.24	\$ 10,000.00	\$ 10,000.00
3305	Sidewalks and boulevards	\$ -		\$ -	\$ -
3310	Snow and ice removal - Materials	\$ 18,000.00	\$ 9,351.93	\$ 18,000.00	\$ 18,000.00
3320	Mowing	\$ -		\$ -	
3330	Ditches & Road Drainage	\$ 26,000.00	\$ 12,271.19	\$ 31,000.00	\$ 31,000.00
3340-41	Street Lighting	\$ 20,000.00	\$ 17,528.28	\$ 29,500.00	\$ 29,500.00
	Beaver Control	\$ 12,000.00	\$ 5,779.09	\$ 12,000.00	\$ 12,000.00
	Culverts	\$ 20,000.00	\$ 26,783.64	\$ 20,000.00	\$ 20,000.00
3350	Traffic Services	\$ 15,900.00	\$ 5,321.72	\$ 15,900.00	\$ 15,900.00
3360	Other Road Transportation Services	\$ -	\$ 830,558.96	\$ -	
	Workplace & Safety	\$ 8,500.00	\$ 7,113.03	\$ 8,500.00	\$ 8,500.00
	Quarry / Permits	\$ 8,000.00	\$ 6,613.60	\$ 10,000.00	\$ 10,000.00
3400	Amortization				
3500	Interest on Long Term Debt				
3505	Bad Debt Expense				
TOTAL TRANSPORTATION SERVICES - PAGE 1		\$ 3,031,328.95	\$ 3,214,463.09	\$ 3,013,897.64	\$ 3,013,897.64
ENVIRONMENTAL HEALTH SERVICES					
Garbage and waste collection					
4320	Garbage Collection	\$ 613,718.50	\$ 591,097.57	\$ 648,714.40	\$ 648,714.40
4330	Tipping Fees	\$ 130,000.00	\$ 137,687.31	\$ 140,000.00	\$ 140,000.00
Other environmental health					
4500	Sewage Lagoons	\$ 7,000.00	\$ 2,191.01	\$ 7,000.00	\$ 7,000.00
4490	Eco Centre	\$ 2,800.00	\$ 2,808.52	\$ 2,850.00	\$ 2,850.00
	Public Restroom/RV	\$ -		\$ -	
	Municipal Wells	\$ 1,060.00	\$ 101.51	\$ 1,060.00	\$ 1,060.00
	E-Waste	\$ 300.00	\$ -	\$ 300.00	\$ 300.00
	Lee River Study	\$ -	\$ -	\$ -	\$ -
4600	Amortization				\$ -
4605	Interest on Long Term Debt				\$ -
	WRKPL H&S	\$ 1,750.00	\$ 2,001.67	\$ 2,250.00	\$ 2,250.00
4610	Bad Debt Expense				\$ -
TOTAL ENVIRONMENTAL HEALTH SERVICES - TO PAGE 1		\$ 756,628.50	\$ 735,887.59	\$ 802,174.40	\$ 802,174.40
PUBLIC HEALTH AND WELFARE SERVICES					
Public Health					
5370	Hospital Services	\$ 10,000.00			\$ 11,500.00
	Cemeteries	\$ 8,612.64	\$ -	\$ 23,200.00	\$ 23,200.00
	Medical officer (recruitment)		\$ 10,000.00	\$ 11,500.00	
	Pharmaceutical services				
5375	Water Testing		\$ -		\$ -
	Larviciding	\$ 3,500.00	\$ -	\$ 800.00	\$ 800.00
	Hospital Care(Personal Care Home)				
Social Welfare					
5420	Social Welfare Assistance	\$ 3,096.23	\$ 3,096.23	\$ 3,096.23	\$ 3,096.23
5450	Amortization				
5455	Interest On Long Term Debt				
5460	Bad Debt Expense				
TOTAL PUBLIC HEALTH AND WELFARE SERVICES - TO PAGE 1		\$ 25,208.87	\$ 13,096.23	\$ 38,596.23	\$ 38,596.23
ENVIRONMENTAL DEVELOPMENT SERVICES					

Rural Municipality of Lac du Bonnet
For the Year 2026

		2025	2025	2026	2027
		Last Year	Last Year	This Year	Next Year
		Budgeted	Actual	Budgeted	Budgeted
ECONOMIC DEVELOPMENT SERVICES					
	Natural Resources - Agriculture				
7130	Destruction Of Pests	\$ -		\$ -	\$ -
7140	Weed Control	\$ 74,600.00	\$ 76,584.30	\$ 77,300.00	\$ 77,300.00
7145	Veterinary Services	\$ -		\$ -	\$ -
7150	Water Resources and Conservation	\$ 6,136.67	\$ 6,136.67	\$ 6,136.67	\$ 6,136.67
Economic Development					
	Regional Development	\$ 78,085.37	\$ 27,436.93	\$ 768,738.21	\$ 768,738.21
7200	Tourism	\$ 2,050.00	\$ 3,418.56	\$ 3,492.50	\$ 3,492.50
7215					
Other Economic Development					
7400	Public Relations				
	Airport	\$ 342,854.00	\$ 215,176.82	\$ 164,844.00	\$ 164,844.00
7500	Amortization				
7505	Interest on Long Term Debt				
7510	Bad Debt Expense				
TOTAL ECONOMIC DEVELOPMENT SERVICES - TO PAGE 1		\$ 503,726.04	\$ 252,168.98	\$ 1,020,511.38	\$ 943,211.38

RECREATION AND CULTURAL SERVICES					
8000	Recreation Services and Programming	\$ 107,127.55	\$ 42,127.09	\$ 60,873.55	\$ 60,873.55
8010	Community Centres And Halls	\$ 27,546.00	\$ 27,546.00	\$ 28,923.00	\$ 28,923.00
	Swimming Pools and Beaches	\$ 60.00	\$ 60.00	\$ 60.00	\$ 60.00
	Other Recreation	\$ 23,100.00		\$ 7,700.00	\$ 7,700.00
8040	Skating Rinks and Arenas	\$ 77,954.82	\$ 38,977.41	\$ 41,360.23	\$ 41,360.23
8050	Parks and Playgrounds	\$ 150,800.12	\$ 7,578.35	\$ 191,900.00	\$ 191,900.00
8195	Boat Launches	\$ 8,000.00	\$ 7,094.99	\$ 25,950.40	\$ 25,950.40
	Lifeguards	\$ 20,000.00	\$ 35,564.23	\$ -	\$ -
8240	Museums	\$ 3,060.00	\$ 2,436.00	\$ 2,450.00	\$ 2,450.00
8250	Libraries	\$ 52,376.10	\$ 52,376.10	\$ 52,376.10	\$ 52,376.10
8280	Youth Centre	\$ 30,525.00	\$ 30,525.00	\$ 30,525.00	\$ 30,525.00
8290	Amortization				
8295	Interest on Long Term Debt				
8300	Bad Debt Expense				
TOTAL RECREATION AND CULTURAL SERVICES - TO PAGE 1		\$ 500,549.59	\$ 244,285.17	\$ 442,118.28	\$ 442,118.28

FISCAL SERVICES					
L.U.D. of _____ - Page 7					
9320-24	Transfer To Capital - Page 13	\$ 270,952.35	\$ 169,536.64	\$ 243,202.76	\$ 243,202.76
9330	Transfer To Utility - Page 6	\$ -		\$ -	
9410	Debenture debt charges - Page 11	\$ -	\$ -	\$ -	\$ -
	Other Long-term Debt Charges - Page 11				
9430-31	Tax Discount and Short-Term Loan Interest	\$ -		\$ -	
	Other Debt Charges				
	Other Fiscal Services Brookfield Utility Debenture	\$ 30,362.73	\$ 6,500.00	\$ 30,362.73	\$ 30,362.73
TOTAL FISCAL SERVICES - TO PAGE 1		\$ 301,315.08	\$ 176,036.64	\$ 273,565.49	\$ 273,565.49

TRANSFERS					
9900	General Reserve	\$ -	\$ -	\$ -	\$ -
Specific Reserves					
9323	- CCBF Reserve Provision	\$ 206,388.00	\$ 206,388.00	\$ 206,388.00	\$ 206,388.00
9310	- General Reserve Provision	\$ -	\$ 15,000.00	\$ -	
9311	- Machinery Replacement Reserve Provision	\$ 400,000.00	\$ 580,160.80	\$ 100,000.00	\$ 100,000.00
	- Machinery Replacement (Handi-Van Purchase Provisio	\$ 5,000.00	\$ 5,000.00	\$ 5,000.00	\$ 5,000.00
9312	- Capital Development Reserve Provision	\$ 0.00	\$ 7,201.72	\$ 30,000.00	\$ 30,000.00
9313	- Fire Equipment Reserve Provision	\$ 100,000.00	\$ 230,985.25	\$ 75,000.00	\$ 75,000.00
9318	- Road Reserve	\$ 175,000.00	\$ 335,000.00	\$ 210,000.00	\$ 210,000.00
9314	- Office Reserve Provision	\$ -	\$ -	\$ 200,000.00	\$ 200,000.00

**Rural Municipality of Lac du Bonnet - Rural Utility
For the Year 2026**

REVENUE

		2025	2025	2026	2027
		Last Year	Last Year	This Year	Next Year
		Budgeted	Actual	Budgeted	Budgeted
300	WATER CONSUMER SALES - Residential	\$ -	\$ -	\$ -	\$ -
	- Commercial and Bulk	\$ 9,450.00	\$ -	\$ 17,728.00	\$ 17,728.00
	- Industrial	\$ -	\$ -	\$ -	
	- Federal and Provincial				
	- Municipal and Schools	\$ -		\$ -	
310	SEWER SERVICE CHARGES - Residential	\$ 7,000.00	\$ 6,331.80	\$ 6,331.00	\$ 6,331.00
	- Commercial		\$ -		\$ -
320	Discounts, Refunds and Cancellations	\$ -		\$ -	
	Net Consumer Revenue - Sub Total	\$ 16,450.00	\$ 6,331.80	\$ 24,059.00	\$ 24,059.00
330	Penalties	\$ -		\$ -	
340	Hydrant Rentals				
350	Installation Service				
360	Connection -Net				
370	Provincial Grants				
380	Other Revenue (Admin Fees)	\$ -	\$ 1,039.20	\$ 1,246.00	\$ 1,246.00
390	Contribution from Revenue Fund - Page 5				
396	Transfer from General Reserve - Utility				
397	Transfer from Accumulated Surplus				
	TOTAL REVENUE	\$ 16,450.00	\$ 7,371.00	\$ 25,305.00	\$ 25,305.00

EXPENDITURE

		Last Year	Last Year	This Year	Next Year
		Budgeted	Actual	Budgeted	Budgeted
WATER SUPPLY					
411-413	Administration				
415	Customer billings and collections				\$ -
417	Purification and treatment				
418	Water purchases	\$ 6,000.00	\$ 10,608.89	\$ 11,527.00	\$ 11,527.00
420	Service of supply		\$ -		
425	Transmission and distribution				
427	Other water supply costs				
430	Standpipe				
	Connections - Net loss				
	Total	\$ 6,000.00	\$ 10,608.89	\$ 11,527.00	\$ 11,527.00
SEWAGE COLLECTION AND DISPOSAL					
440	Administration	\$ 600.00	\$ 100.00	\$ 500.00	\$ 500.00
445	Sewage collection system	\$ 9,850.00	\$ 4,933.34	\$ 13,278.00	\$ 13,278.00
450	Sewage lift station				
455	Sewage treatment and disposal				
458	Other sewage collection and disposal costs	\$ -	\$ -	\$ -	\$ -
	Connections - Net loss				
	Total	\$ 10,450.00	\$ 5,033.34	\$ 13,778.00	\$ 13,778.00
460	TRANSFER TO CAPITAL from Page 13				
TRANSFERS TO RESERVES					
465	Utility Reserve Provision	\$ -		\$ -	\$ -
	Total	\$ -		\$ -	\$ -
DEBENTURES					
450	Debt - Debt Charges from Page 13				

Rural Municipality of Lac du Bonnet - Brookfield Water Utility
For the Year 2026

REVENUE

		2025	2025	2026	2027
		Last Year	Last Year	This Year	Next Year
		Budgeted	Actual	Budgeted	Budgeted
300	WATER CONSUMER SALES - Residential - LGD of Pinawa	\$ 32,000.00	\$ 29,899.53	\$ 40,000.00	\$ 40,000.00
		\$ 19,500.00	\$ 21,190.33	\$ 25,000.00	\$ 25,000.00
	Net Consumer Revenue - Sub Total	\$ 51,500.00	\$ 51,089.86	\$ 65,000.00	\$ 65,000.00
330	Penalties	\$ 300.00	\$ 730.13	\$ 1,000.00	\$ 1,000.00
340	Hydrant Rentals				
350	Water Connection Fees			\$ -	
360	Connection -Net		\$ -		
370	Provincial Grants		\$ -		
380	Other Revenue (Admin Fees)	\$ 3,473.50	\$ 2,701.86	\$ 15,320.00	\$ 15,320.00
390	Contribution from Revenue Fund - Page 5	\$ 30,362.73	\$ 30,362.73	\$ 30,362.73	\$ 30,362.73
396	Transfer from General Reserve - Utility				
397	Transfer from Accumulated Surplus				
	TOTAL REVENUE	\$ 85,636.23	\$ 84,884.58	\$ 111,682.73	\$ 111,682.73

EXPENDITURE

		Last Year	Last Year	This Year	Next Year
		Budgeted	Actual	Budgeted	Budgeted
	WATER SUPPLY				
411-413	Administration	\$ 600.00	\$ 100.00	\$ 100.00	\$ 100.00
415	Customer billings and collections	\$ -		\$ -	\$ -
417	Purification and treatment	\$ 11,907.50	\$ 23,014.76	\$ 23,200.00	\$ 23,200.00
418	Water purchases	\$ 30,000.00	\$ 50,790.21	\$ 35,000.00	\$ 35,000.00
420	Service of supply	\$ 12,766.00	\$ 17,896.52	\$ 15,000.00	\$ 15,000.00
425	Transmission and distribution				\$ -
427	Other water supply costs	\$ -	\$ -	\$ 520.00	\$ 520.00
430	Standpipe				\$ -
	Connections - Net loss				\$ -
	Total	\$ 55,273.50	\$ 91,801.49	\$ 73,820.00	\$ 73,820.00
460	TRANSFER TO CAPITAL from Page 13				
	TRANSFERS TO RESERVES				
465	Utility Reserve Provision		\$ 15,000.00	\$ 7,500.00	\$ 7,500.00
	Total	\$ -		\$ 7,500.00	\$ 7,500.00
	DEBENTURES				
450	Debenture Debt Charges from Page 12	\$ 30,362.73	\$ 8,310.73	\$ 30,362.73	\$ 30,362.73
460	Other Debenture Debt Charges from Page 12				\$ -
	Total				
	OTHER UTILITY COSTS				
480	Amortization				\$ -

THE FINANCIAL PLAN

	Assessments			Expenditures			Mill rate	Taxable
	Taxable	Exempt/Grazing	Grants	Basic	Tax Assets	Total		
Requisition Taxes:								
Provincial Education Support Levy "other" property ***	15,042,730		37,880,900	392,217.00	0.02	392,217.02	7.411	111,461.67
Sunrise School Division Tax Requirements ***	551,084,590	10,107,380	46,191,090	7,761,994.00	421.51	7,762,355.51	12.7800	7,042,861.06
Total Requisition (Education Taxes)				8,154,151.00	421.53	8,154,572.53		7,154,342.73
Debtenture Debt Charges:								
Brookfield Utility By-law No. 10-19				30,362.73	0.00	30,362.73	PP	30,362.73
Special Area Levies:								
Deferred Surplus - General								
Reserve - General Reserve BL 40-06	551,084,590		46,191,090	0.00	0.00	0.00	0.00000	0.00
Reserve - Machinery Equip Replace BL45-06	551,084,590		46,191,090	100,000.00	342.31	100,342.31	0.18000	92,582.21
(Hand-Van from Machinery Res)	551,084,590		46,191,090	5,000.00	375.48	5,375.48	0.00900	4,959.76
Reserve - Fire Fight Equipment BL 13-04	551,084,590		46,191,090	75,000.00	256.74	75,256.74	0.12600	69,436.66
Reserve - Road Reconstruction BL44-06	551,084,590		46,191,090	210,000.00	241.04	210,241.04	0.35200	193,681.78
Reserve - Office Reserve BL 41-06	551,084,590		46,191,090	200,000.00	87.35	200,087.35	0.33500	184,613.34
Reserve - Recreation BL 43-06	551,084,590		46,191,090	100,000.00	342.31	100,342.31	0.18000	92,582.21
Reserve - Personal Care BL 18-10	551,084,590		46,191,090	0.00	0.00	0.00	0.00000	0.00
Reserve - Economic Dev BL12-03	551,084,590		46,191,090	75,000.00	256.74	75,256.74	0.12600	69,436.66
Reserve - Public Works Building BL26-07	551,084,590		46,191,090	0.00	0.00	0.00	0.00000	0.00
Reserve - Liquid/Solid Waste BL	551,084,590		46,191,090	0.00	0.00	0.00	0.00000	0.00
Reserve - Airport BL 42-06	551,084,590		46,191,090	150,000.00	513.47	150,513.47	0.25200	138,873.32
Reserve-Emergency Response	551,084,590		46,191,090	0.00	0.00	0.00	0.00000	0.00
Reserve-Building BL 26-07	551,084,590		46,191,090	0.00	0.00	0.00	0.00000	0.00
Reserve - Emergency & Discretionary Grants BL XXXX	551,084,590		46,191,090	30,000.00	461.06	30,461.06	0.0510	28,105.31
Reserve - Capital Development	551,084,590		46,191,090	975,362.73	2,876.50	978,239.23	1.5970	904,933.97
Sub-Total				975,362.73	2,876.50	978,239.23		874,306.73
General Municipal								
Rural Area								
All Large	551,084,590		46,191,090	5,080,418.48	8.46	5,080,426.93	8.506	4,687,525.52
Fees								
Business Tax, Fees				3,641,141.67		\$3,641,141.67		
Other Revenue and Transfers								
Budgeted Deficit				9,696,922.88	2,884.96	9,699,807.84		5,592,459.50
Total Municipal				17,851,073.88	3,306.49	17,854,380.37		12,746,802.23
Total (Education + Municipal) Taxes								12,746,802.23

Part 1. CAPITAL EXPENDITURES

Particulars of Expenditure	Estimated Total Cost	Borne by General Fund	Borne by Utility Fund	Borne By Reserves	Borne By Borrowing
GGS - Office Computers	\$ 6,445.69	\$ 6,445.69			
GGS - Planning Office/SeaCan	\$ 15,000.00	\$ 15,000.00			
RCS - Playground Equipment	\$ 85,000.00			\$ 85,000.00	
RCS - Outhouse	\$ 5,000.00	\$ 5,000.00			
RCS - Boat Launch Dredging CCBF	\$ 220,787.00			\$ 220,787.00	
TS - Gauer Road - Excavation and Rebuild	\$ 150,000.00			\$ 150,000.00	
TS - Bin Truck Chassis incl.Delivery CCBF	\$ 219,350.00			\$ 219,350.00	
TS - Red Admiral (\$240,000)	\$ 240,000.00	\$ 120,000.00		\$ 120,000.00	
TS - Drifter's Bend Asphalt Wear Course	\$ 200,000.00			\$ 200,000.00	
TS - Tandem Box	\$ 35,000.00			\$ 35,000.00	
TS - Fuel Tank	\$ 13,117.91	\$ 13,117.91			
EH - Laptop	\$ 1,301.98	\$ 1,301.98			
EH - Concrete Pad	\$ 10,000.00	\$ 10,000.00			
EH - Pump	\$ 5,000.00	\$ 5,000.00			
PS - Fire Hall Renovations (\$161,365) CCBF	\$ 161,365.00	\$ 60,750.00		\$ 100,615.00	
PS - Thermal Imaging Camera (\$7,500)	\$ 7,500.00	\$ 1,725.00		\$ 5,775.00	
PS - Drone (\$1,500)	\$ 1,500.00	\$ 345.00		\$ 1,155.00	
PS - RSCS Radio x 2 (\$12,500)	\$ 12,500.00	\$ 2,875.00		\$ 9,625.00	
PS - Laptop (\$1,402.55)	\$ 1,402.55	\$ 322.59		\$ 1,079.96	
PS - Dry Hydrant RM	\$ 15,000.00			\$ 15,000.00	
PS - Laptop EMO (\$1319.59)	\$ 1,319.59	\$ 1,319.59			
Utility Water Project	\$6,000,000.00				\$ 6,000,000.00
TOTAL	\$ 7,406,589.72	\$ 243,202.76			
		Page 5	\$ -	Page 6	\$ 1,163,386.96
				Part 2	\$ 6,000,000.00
					Part 3

PART 2. GENERAL AND SPECIFIC RESERVE FUND WITHDRAWALS

Reserve Name and By-Law No.	General Fund Transfers		Utility Fund Transfers		Cash Resources
	To Operating	To Capital	To Operating	To Capital	
Airport BL #42-06 RE: Airport Survey	\$ 20,000.00				\$ 246,251.56
Airport BL #42-06 RE: Tie Downs	\$ 4,000.00				
Airport BL #42-06 RE: Lidar	\$ 12,500.00				
Airport BL #42-06 RE: Taxiway Extension	\$ 92,000.00				
Liq/Sol Wste BL #08-12 RE:					\$ 470,906.15
Recreation BL #43-06 RE: Playground Equipment		\$ 85,000.00			\$ 323,299.28
Recreation BL #43-06 RE: Wood Duck Boat Launch Dock Piles	\$ 11,950.40				
Emergency Measures BL #5-13 RE: - Emergency Response	\$ 100,000.00				\$ 270,349.48
Emergency Measures BL #5-13 RE: - RES 2026 Hearts & Heros Revenue	\$ 3,254.25				
Fire Department BL #13-04 - Re: Thermal Imaging Camera		\$ 5,775.00			\$ 386,949.12
Fire Department BL #13-04 - Re: Drone		\$ 1,155.00			
Fire Department BL #13-04 - Re: RSCS Radio x 2		\$ 9,625.00			
Fire Department BL #13-04 - Re: Laptop		\$ 1,079.96			
Fire Department BL #13-04 - Re: Dry Hydrant		\$ 15,000.00			
Road Reconstruction BL # 44-06 Re: Red Admiral		\$ 120,000.00			\$ 917,387.16
Road Reconstruction BL # 44-06 Re: Drifters Bend RES 2025 0329		\$ 200,000.00			
Road Reconstruction BL # 44-06 Re: Gauer Road Excavation and Rebuild		\$ 150,000.00			
Machinery BL #45-06 RE: Tandem Box		\$ 35,000.00			\$ 469,402.77
Economic Development Reserve BL #12-03 RE: MAF Accessibility Audit	\$ 45,450.00				\$ 193,010.18
Capital Development BL #05-12 - RES 2023 0237 MWSE	\$ 12,768.70				\$ 643,039.72
Capital Development BL #05-12 - RES 2023 0237 MWSE	\$ 15,000.00				
Capital Development BL #05-12 - Contribution to Town re: Water Treatment Plant	\$ 615,000.00				
Canada Community Building Fund BL #13-06 RE: Bin Truck		\$ 219,350.00			\$ 1,177,358.09
Canada Community Building Fund BL #13-06 RE: Fire Hall Reno		\$ 100,615.00			
Canada Community Building Fund BL #13-06 RE: Wood Duck Dredging		\$ 220,787.00			
Total	\$ 931,923.35				
	Page 2	\$ 1,163,386.96	Part 1	\$ -	Page 6
					Part 1

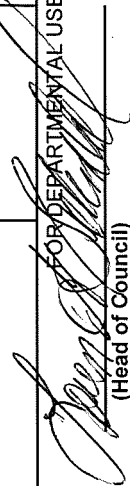
PART 3. DEBENTURE FINANCING (Subject to Municipal Board Authorization)


THE FINANCIAL PLAN

RM of Lac du Bonnet 5 Year Capital Plan

PURPOSE	Estimates	2026	2027	2028	2029	2030	Total	Operating	R
Technology Upgrades		\$10,000.00	\$50,000.00	\$10,000.00	\$15,000.00	\$15,000.00	\$100,000.00	\$65,000.00	
Office Expansion		\$200,000.00	\$200,000.00	\$200,000.00	\$200,000.00	\$400,000.00	\$1,200,000.00	\$400,000.00	\$
Public Works Equipment		\$285,000.00	\$285,000.00	\$350,000.00	\$350,000.00	\$350,000.00	\$1,270,000.00	\$920,000.00	\$
Road Reconstruction		\$750,000.00	\$350,000.00	\$350,000.00	\$750,000.00	\$350,000.00	\$2,550,000.00	\$2,050,000.00	\$
Grader			\$500,000.00		\$500,000.00				
Excavator				\$300,000.00					
TS Misc. Equipment		\$400,000.00	\$200,000.00	\$200,000.00	\$200,000.00	\$200,000.00			
New Handi-Van Purchase		\$5,000.00	\$5,000.00	\$5,000.00	\$5,000.00	\$5,000.00	\$25,000.00	\$0.00	
Regional Water Project			\$1,500,000.00						
Fire Dept - Renovation		\$72,000.00					\$72,000.00		
Fire Dept - Rescue 1 - 2003 FRT Liner				\$475,000.00			\$475,000.00		\$
Fire Dept - Pumper 2							\$850,000.00		\$
Fire Dept - SCBA Replacement			\$208,000.00						\$
		\$1,722,000.00	\$3,298,000.00	\$1,890,000.00	\$2,870,000.00	\$970,000.00	\$6,542,000.00	\$3,435,000.00	\$2,
SOURCE OF FUNDS - ANNUAL		2026	2027	2028	2029	2030	TOTAL		
OPERATING		\$1,522,000.00	\$3,148,000.00	\$1,740,000.00	\$2,720,000.00	\$820,000.00	\$9,950,000.00		
RESERVES		\$200,000.00	\$150,000.00	\$150,000.00	\$150,000.00	\$150,000.00	\$800,000.00		
DEBENTURE SALES		\$0.00	\$0.00	\$0.00	\$0.00	\$0.00	—\$0.00		
OTHER									
		\$1,722,000.00	\$3,298,000.00	\$1,890,000.00	\$2,870,000.00	\$970,000.00	\$10,600,000.00		

FOR DEPARTMENTAL USE ONLY

Approved  (Head of Council)

Certified  (Chief Administrative Officer)

Adopted by Resolution of Council
2026 ~~0157~~

April 14, 2026